

Scaled data based on original data using
LM-79-08 Approved Method: Electrical and Photometric Measurements of Solid-
State Lighting Products

Test Report Prepared for
Cooper Lighting Solutions
(formerly Eaton)

Brand: McGRAW-EDISON

Report Number: P270178

Luminaire Tested: **GWC-AF-01-LED-E1-T3-7027-600**

Issue Date: 3/3/2020

Test Information

Test Method: LM-79-08
Report Number: P270178
TEST IS SCALED FROM IESNA LM-79-08 TEST DATA (P24140)
Test Lab: INNOVATION CENTER P2
Issue Date: 3/3/2020
Manufacturer: COOPER LIGHTING SOLUTIONS (FORMERLY EATON)
Product Line: MCGRAW-EDISON
Catalog Number: GWC-AF-01-LED-E1-T3-7027-600
Description: GALLEON WALL LUMINAIRE
(1) 70 CRI, 2700K, 615mA LIGHTSQUARE WITH 16 LEDS EACH AND TYPE III OPTICS
Light Source: -
Ballast/Driver: ELECTRONIC DRIVER

Summary

Lumens per Lamp: N/A
Luminaire Lumens: 3639.3 lumens
Efficiency: N/A
Efficacy: 107.0 lumens/watt
Luminous Opening: Rectangular (W 0.5' x L: 0.5' x H: 0')
IES Classification: Type III - Short - Full Cutoff
BUG Rating: B1 - U0 - G1

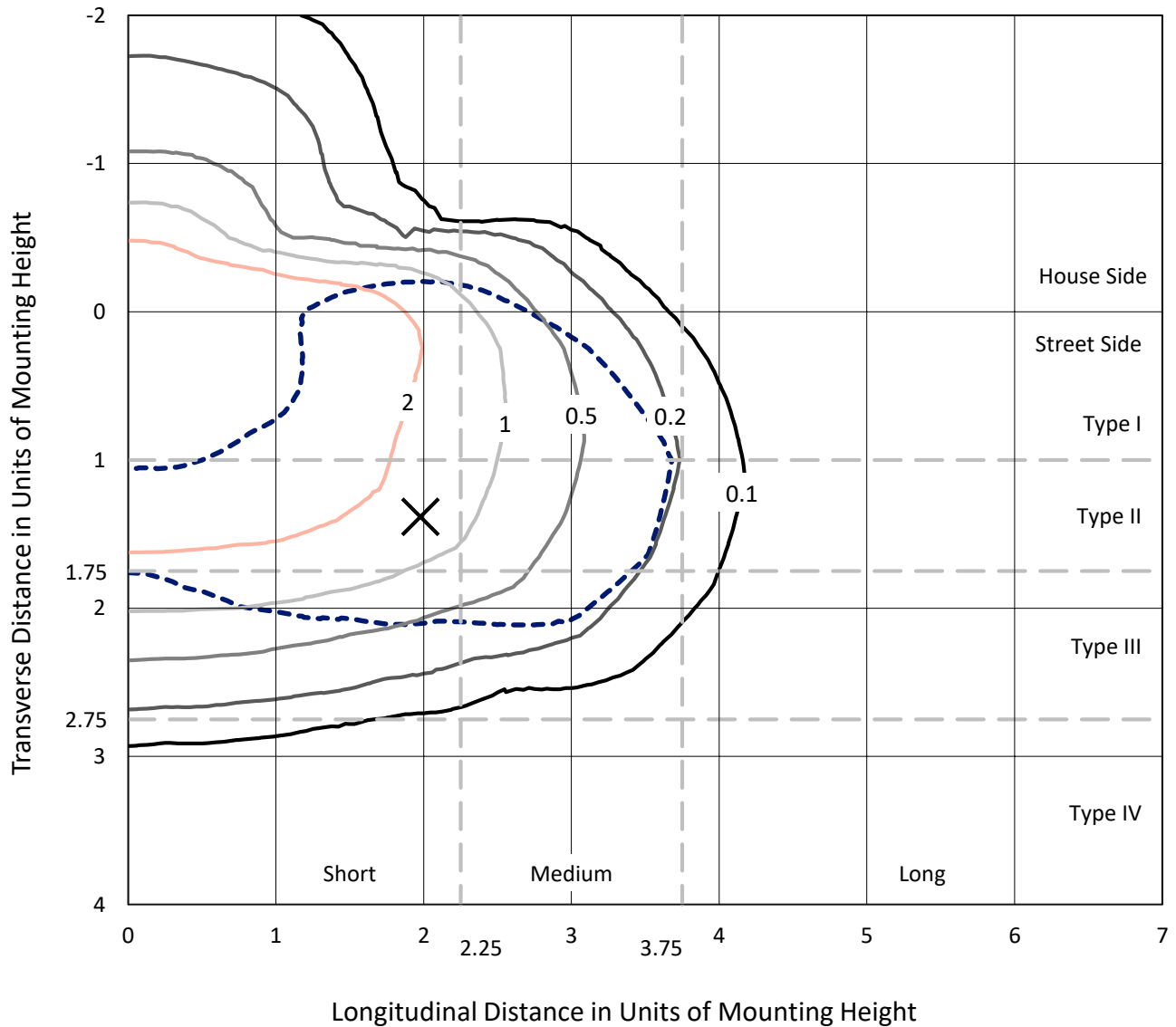
Input Watts (W): 34
Input Voltage (V): NR
Input Current (Ain): NR
Voltage Rise (V): NR
Power Factor: NR
Total Harmonic Distortion (THDi): NR
Frequency (hertz): 60
Stabilization Time: NR
Operation Time: NR
Ambient Temperature (°C): NR
Test Distance: 25 FT



REPORT NUMBER: P270178
 CATALOG NUMBER: GWC-AF-01-LED-E1-T3-7027-600

Iso-Footcandle Lines of Horizontal Illumination

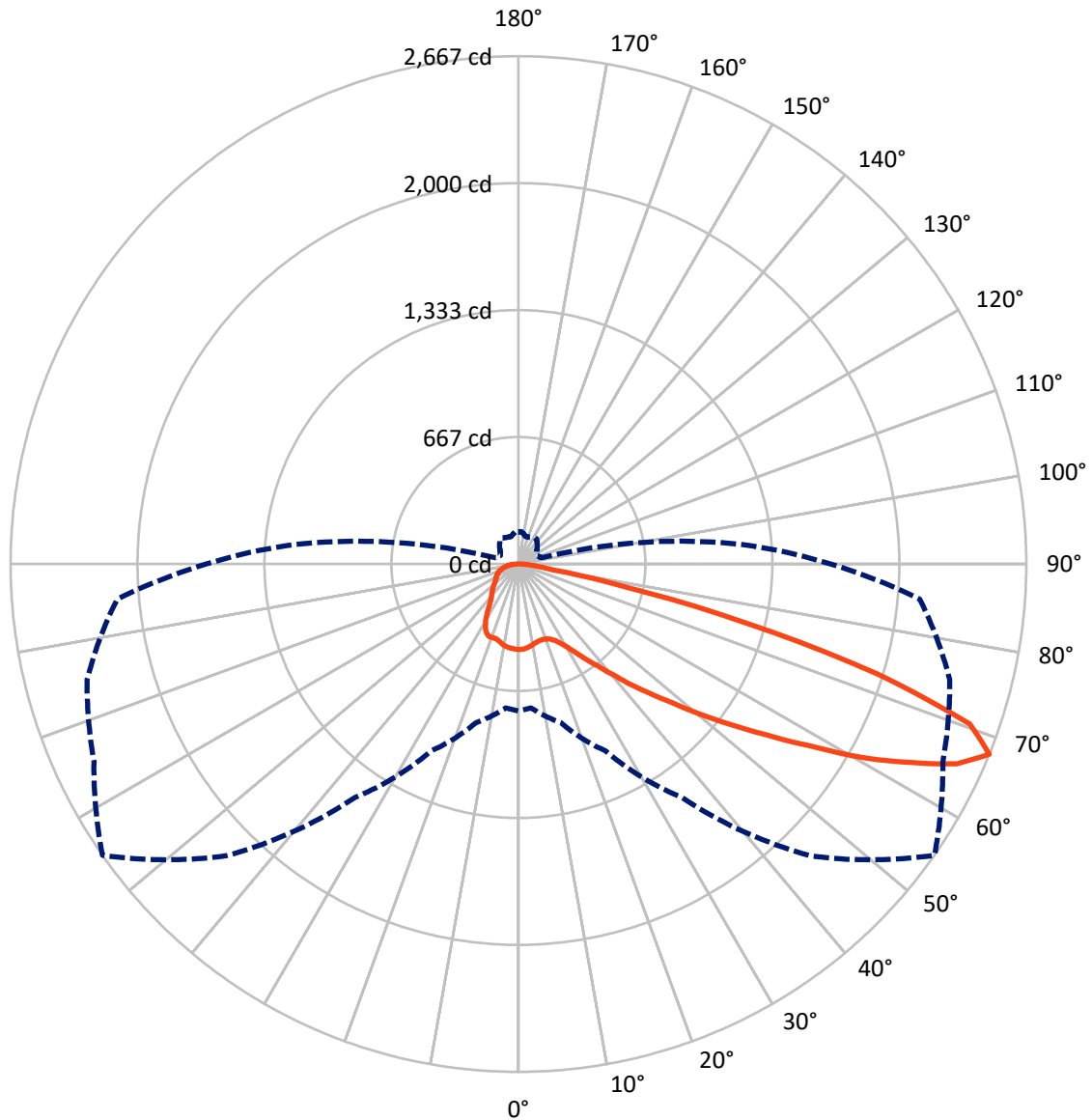
× Max cd
 - - - 1/2 Max cd



Based on 10 foot mounting height. Maximum calculated value = 4.6 fc
 Type III - Short - Full Cutoff

REPORT NUMBER: P270178
CATALOG NUMBER: GWC-AF-01-LED-E1-T3-7027-600

Luminous Intensity Polar Plot



— Vertical Plane Through 55-Deg Lateral - - - Horizontal Cone Through 67.5-Deg Vertical

REPORT NUMBER: P270178

CATALOG NUMBER: GWC-AF-01-LED-E1-T3-7027-600

FLUX DISTRIBUTION:

		Downward	Upward	Total
House Side	Lumens	786.2	0.0	786.2
	% Fixture	21.6	0.0	21.6
Street Side	Lumens	2853.2	0.0	2853.2
	% Fixture	78.4	0.0	78.4
Total	Lumens	3639.3	0.0	3639.3
	% Fixture	100.0	0.0	100.0

Coefficient of Utilization

ZONAL LUMENS:

Zone	Lumens	% Fixture
0°-10°	41.9	1.2
10°-20°	118.6	3.3
20°-30°	198.7	5.5
30°-40°	326.8	9.0
40°-50°	550.1	15.1
50°-60°	865.8	23.8
60°-70°	1033.2	28.4
70°-80°	443.7	12.2
80°-90°	60.5	1.7
90°-100°	0.0	0.0
100°-110°	0.0	0.0
110°-120°	0.0	0.0
120°-130°	0.0	0.0
130°-140°	0.0	0.0
140°-150°	0.0	0.0
150°-160°	0.0	0.0
160°-170°	0.0	0.0
170°-180°	0.0	0.0
0°-90°	3639.3	100.0
0°-180°	3639.3	100.0



REPORT NUMBER: P270178

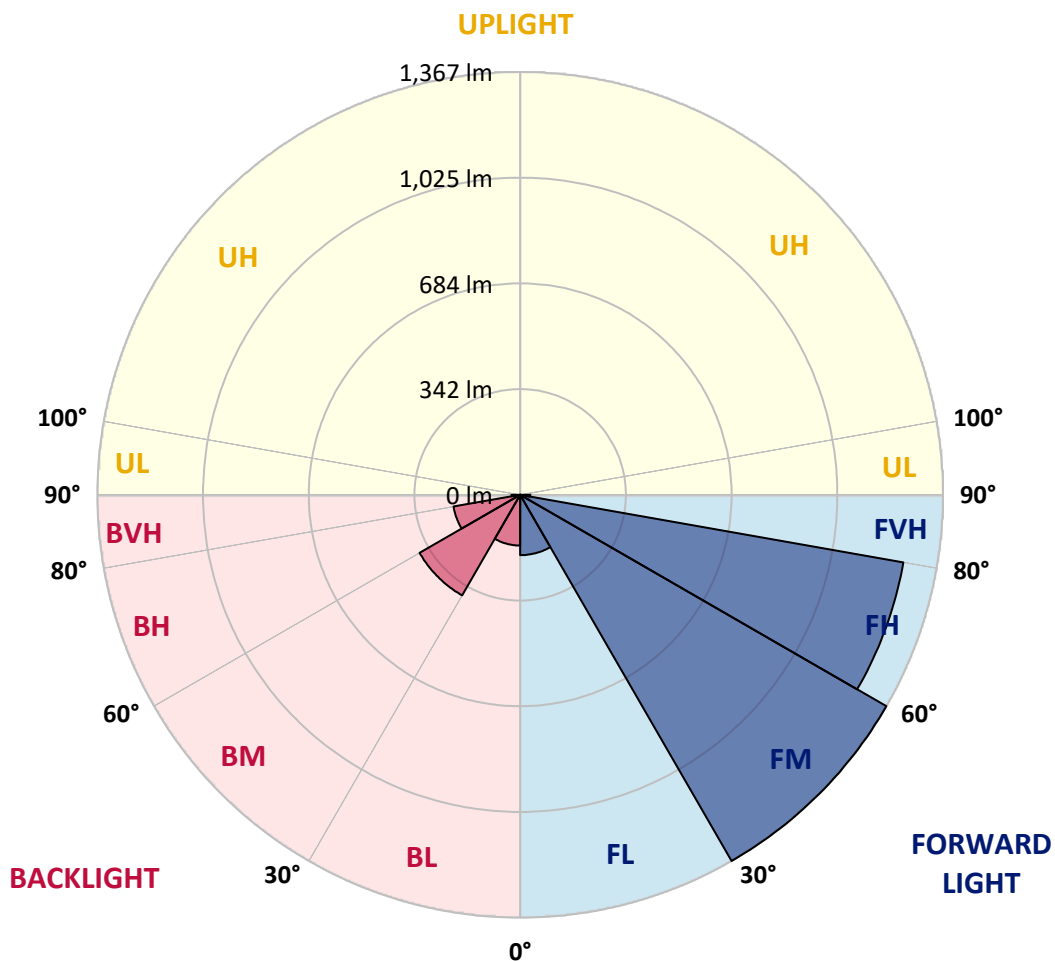
CATALOG NUMBER: GWC-AF-01-LED-E1-T3-7027-600

LUMINAIRE CLASSIFICATION SYSTEM LUMEN TABLE AND BUG RATING:

Zone		Lumens	% Fixture	Zone Rating/Lumen Limit		
				B	U	G
FL	(0°-30°)	195.1	5.4			
FM	(30°-60°)	1367.2	37.6			
FH	(60°-80°)	1258.1	34.6			G1/1800
FVH	(80°-90°)	32.7	0.9			G1/100
BL	(0°-30°)	164.2	4.5	B1/500		
BM	(30°-60°)	375.5	10.3	B1/1000		
BH	(60°-80°)	218.8	6.0	B1/500		G1/500
BVH	(80°-90°)	27.7	0.8			G1/100
UL	(90°-100°)	0.0	0.0		U0/0	
UH	(100°-180°)	0.0	0.0		U0/0	

BUG Rating: B1-U0-G1

Type III Short





REPORT NUMBER: P270178
 CATALOG NUMBER: GWC-AF-01-LED-E1-T3-7027-600

CANDELA DISTRIBUTION (FULL):

	0°	5°	15°	25°	35°	45°	55°	65°	75°	85°	90°
0°	448.8	448.8	448.8	448.8	448.8	448.8	448.8	448.8	448.8	448.8	448.8
2.5°	444.9	445.1	445.4	446.8	448.1	447.7	447.9	447.1	446.9	446.0	446.9
5°	439.4	439.8	440.0	442.2	443.7	444.0	443.6	442.7	441.5	440.4	441.1
7.5°	426.4	427.9	428.0	431.1	433.5	436.4	436.7	436.8	436.2	435.6	436.7
10°	418.4	418.7	418.5	420.9	422.7	425.9	427.9	431.1	432.7	433.0	433.6
12.5°	417.8	417.5	417.0	417.0	416.5	417.8	421.3	426.1	429.4	430.5	431.4
15°	423.5	423.3	421.6	418.9	415.6	414.5	417.5	422.7	427.1	429.4	430.3
17.5°	436.0	435.0	432.3	426.2	419.1	416.3	416.6	420.9	426.1	429.1	430.0
20°	459.4	459.4	453.4	442.1	429.3	422.7	419.4	422.1	427.0	430.9	432.3
22.5°	499.4	499.7	489.8	471.3	449.6	435.4	427.6	427.0	432.8	437.4	438.7
25°	556.2	554.8	540.7	514.3	481.4	457.9	444.2	441.1	446.0	451.0	452.8
27.5°	622.3	617.1	600.4	568.6	526.0	491.6	470.5	465.5	470.3	476.0	477.8
30°	687.7	682.4	662.5	627.7	580.5	536.8	506.6	498.3	504.9	513.3	514.3
32.5°	753.0	753.0	731.0	690.3	638.8	590.7	554.7	544.7	555.8	565.8	568.1
35°	831.3	831.7	810.2	761.4	706.0	655.1	615.2	608.1	624.7	631.8	637.2
37.5°	927.4	929.3	901.8	842.7	782.1	728.6	681.2	671.4	688.0	707.1	724.8
40°	1031.3	1033.8	1003.3	930.6	870.0	814.0	762.8	745.0	772.7	809.4	832.0
42.5°	1130.4	1143.2	1113.8	1038.9	973.7	915.8	863.8	837.9	872.8	927.9	947.6
45°	1273.6	1282.9	1231.7	1163.8	1102.5	1037.8	968.9	941.7	990.3	1060.0	1064.0
47.5°	1369.1	1362.3	1336.3	1294.1	1255.2	1194.7	1091.1	1061.2	1125.8	1207.9	1185.1
50°	1420.0	1422.0	1418.6	1420.9	1422.5	1384.5	1240.9	1199.9	1277.0	1376.1	1323.8
52.5°	1467.4	1453.4	1465.0	1522.5	1592.2	1578.1	1403.8	1361.1	1439.2	1562.7	1470.4
55°	1466.4	1445.0	1482.7	1584.5	1735.4	1751.7	1586.8	1537.5	1610.5	1763.0	1625.8
57.5°	1414.6	1415.5	1473.8	1607.0	1835.3	1914.7	1799.1	1725.3	1792.3	1965.9	1767.7
60°	1343.1	1352.8	1436.7	1603.4	1915.4	2048.6	2059.6	1927.7	1970.3	2150.2	1885.1
62.5°	1228.1	1238.3	1353.8	1564.9	1903.1	2177.4	2295.2	2157.2	2156.6	2261.9	1919.5
65°	1046.4	1043.4	1164.9	1421.7	1801.5	2272.7	2529.2	2355.6	2296.7	2263.6	1850.2
67.5°	771.6	758.3	862.6	1082.7	1497.4	2166.0	2666.8	2459.0	2344.5	2114.8	1638.7
70°	400.5	387.1	471.4	632.2	984.7	1690.5	2514.4	2405.7	2238.9	1772.7	1283.8
72.5°	171.1	168.9	203.1	277.3	476.5	975.1	1971.6	2082.1	1921.1	1320.8	882.7
75°	115.2	114.4	127.3	151.2	214.2	395.7	1233.8	1478.0	1405.6	819.0	496.5
77.5°	90.4	89.6	97.0	108.7	138.9	156.0	547.5	793.5	734.5	356.4	217.3
80°	70.6	70.0	74.6	81.0	99.8	98.5	180.2	315.8	244.2	136.6	105.6
82.5°	55.8	55.8	59.6	59.7	70.8	67.2	94.1	139.1	122.0	79.6	64.7
85°	50.9	50.9	55.1	44.6	46.3	42.4	58.4	82.5	77.3	32.7	28.1
87.5°	25.6	25.0	46.3	39.5	25.2	22.5	28.4	40.0	42.8	18.1	14.1
90°	0.0	0.0	0.0	0.0	0.0	0.0	0.0	0.0	0.0	0.0	0.0



REPORT NUMBER: P270178
 CATALOG NUMBER: GWC-AF-01-LED-E1-T3-7027-600

CANDELA DISTRIBUTION (continued):

	95°	105°	115°	125°	135°	145°	155°	165°	175°	180°
0°	448.8	448.8	448.8	448.8	448.8	448.8	448.8	448.8	448.8	448.8
2.5°	446.6	446.5	446.8	446.9	448.4	450.3	451.2	452.4	453.1	452.8
5°	441.3	441.7	443.1	444.2	446.6	449.8	451.6	452.9	454.3	453.7
7.5°	436.9	437.8	440.0	440.9	442.2	443.1	443.0	443.6	444.5	443.4
10°	434.5	435.6	437.1	435.9	432.7	427.9	423.5	421.1	421.8	420.9
12.5°	432.1	433.5	432.3	426.4	417.2	411.0	407.7	408.0	409.5	409.9
15°	430.6	431.1	425.9	415.0	405.6	404.6	406.5	406.0	406.3	406.3
17.5°	430.6	429.3	419.4	408.5	404.4	402.9	397.4	390.7	387.6	386.5
20°	433.0	429.3	417.4	410.0	401.4	387.8	373.3	360.7	355.1	353.6
22.5°	439.8	433.5	423.3	410.9	385.8	363.2	340.3	325.1	314.9	313.2
25°	453.7	446.6	435.0	401.5	361.2	328.9	302.9	286.0	275.8	274.4
27.5°	478.0	473.3	441.3	380.9	328.5	293.9	269.9	256.8	249.3	248.7
30°	514.5	512.3	438.3	350.5	288.3	260.0	248.4	240.8	235.1	235.0
32.5°	572.8	554.4	427.9	313.4	251.5	235.9	231.1	226.6	222.2	222.2
35°	647.9	588.5	408.2	273.8	229.2	222.5	216.5	209.3	203.6	203.1
37.5°	736.3	609.6	372.8	241.7	218.6	213.5	204.8	194.0	183.9	182.0
40°	825.4	616.0	323.1	222.1	212.0	204.6	193.9	181.2	171.3	170.9
42.5°	907.0	603.8	270.4	208.4	205.4	195.6	184.2	173.0	165.3	165.1
45°	975.6	572.3	226.1	195.7	198.3	187.1	177.1	168.1	162.1	160.8
47.5°	1040.1	527.8	194.9	182.0	191.2	182.6	174.2	165.6	159.8	158.9
50°	1114.9	479.9	173.2	168.9	185.1	181.1	176.6	167.8	158.0	156.9
52.5°	1205.6	438.5	156.0	157.4	180.4	183.2	183.0	173.6	156.8	155.3
55°	1306.9	392.3	143.3	147.9	178.5	187.0	184.6	179.3	157.8	155.8
57.5°	1406.6	338.5	134.2	140.7	175.6	186.7	177.1	169.5	160.3	157.4
60°	1481.3	266.3	127.4	134.2	169.5	180.9	168.7	158.7	159.8	157.6
62.5°	1486.2	205.8	119.1	128.8	160.2	175.1	163.3	154.0	162.1	160.0
65°	1398.9	155.5	111.3	122.3	150.0	171.3	158.0	151.4	166.8	164.5
67.5°	1177.8	125.1	104.7	115.6	140.0	163.6	153.3	148.8	171.0	166.9
70°	850.2	106.7	98.1	107.5	131.2	154.9	149.1	144.4	159.5	153.3
72.5°	523.5	92.4	90.6	96.8	124.2	145.7	142.7	136.3	143.8	138.7
75°	261.3	80.2	82.5	86.2	114.7	135.4	132.2	125.8	126.8	125.8
77.5°	125.1	68.5	72.8	75.7	102.1	123.5	120.3	113.5	112.3	112.5
80°	79.3	57.3	61.4	63.5	91.3	109.9	106.4	99.8	113.9	105.6
82.5°	49.5	46.6	47.6	51.6	79.5	95.6	91.3	85.2	102.6	81.1
85°	27.4	32.5	34.0	37.3	61.2	79.9	75.5	68.0	60.9	59.9
87.5°	16.3	19.4	19.9	22.3	41.1	57.9	51.2	48.5	40.2	40.1
90°	0.0	0.0	0.0	0.0	0.0	0.0	0.0	0.0	0.0	0.0

(END OF REPORT)